



**IRON
WORKS**
TATTOO PROFISSIONAL

**IRON
WORKS**
PROFISSIONAL

**IRON
WORKS**
PROFISSIONAL

**IRON
WORKS**
PROFISSIONAL

20 UNIDADES
DESCARTÁVEIS

Cartuchos
Iron Works

RS

hos
orks

M

OS
ks

RM

OS
ks

RL

IRON WORKS CARTUCHOS

MANUAL TÉCNICO PARA O PROFISSIONAIS DA TATUAGEM



IRON WORKS CARTUCHOS

MANUAL TÉCNICO PARA O PROFISSIONAL - ÍNDICE

PARA TATUADORES

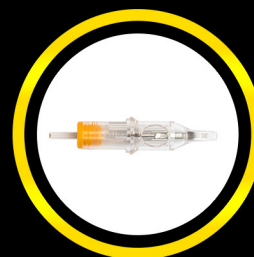
CLIQUE NO ITEM ABAIXO PARA IR DIRETO AO ITEM



RS



M



RM



RL

Importante: Arquivo em formato navegável, podendo sofrer alterações de navegação clicável dependendo do dispositivo, computador ou aplicativo de visualização utilizado.



ROUND SHADER RS



1203RS (0.35mm)



1205RS (0.35mm)



1207RS (0.35mm)



1209RS (0.35mm)



1211RS (0.35mm)



1214RS (0.35mm)



1218RS (0.35mm)

• STANDARD TAPER

1.5

• LONG TAPER

2.0

• DOUBLE LONG TAPER

2.5

• EXTRA LONG TAPER

3.5

• SUPER LONG TAPER

5.5

• HYPER LONG TAPER

7.0

CORTE DA AGULHA UNIT: mm

7.0 5.5 3.5 2.5 2.0 1.5 0

Agulhas circulares, são recomendados para delineados de cores, sombreamento, preenchimento de pequenas áreas e efeito pixel.



FLAT FOR SHADER - MEDIUM TAPER F



1205F (0.35mm)



1207F (0.35mm)



1209F (0.35mm)



1213F (0.35mm)

• STANDARD TAPER

1.5

• LONG TAPER

2.0

• DOUBLE LONG TAPER

2.5

• EXTRA LONG TAPER

3.5

• SUPER LONG TAPER

5.5

• HYPER LONG TAPER

7.0

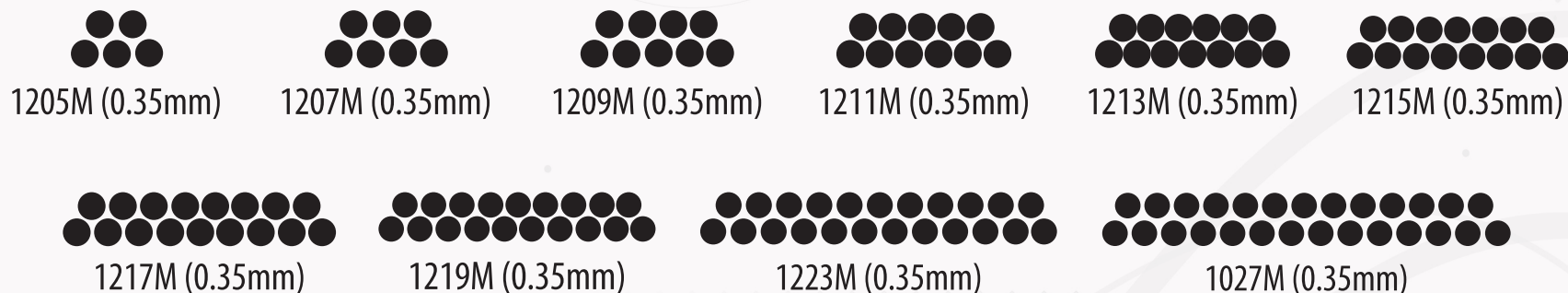
CORTE DA AGULHA UNIT: mm

7.0 5.5 3.5 2.5 2.0 1.5 0

Agulhas circulares, são recomendados para delineados de cores, sombreamento, preenchimento de pequenas áreas e efeito pixel.



MAGNUM FOR SHADER LONG TAPER **M**



Agulhas circulares, são recomendados para delineados de cores, sombreamento, preenchimento de pequenas áreas e efeito pixel.



MAGNUM FOR SHADER MEDIUM TAPER **M-M**



1205M-M (0.35mm)



1207M-M (0.35mm)



1209M-M (0.35mm)



1211M-M (0.35mm)



1213M-M (0.35mm)



1215M-M (0.35mm)



1217M-M (0.35mm)



1219M-M (0.35mm)



1223M-M (0.35mm)



1027M-M (0.35mm)

• STANDARD TAPER

1.5

• LONG TAPER

2.0

• DOUBLE LONG TAPER

2.5

• EXTRA LONG TAPER

3.5

• SUPER LONG TAPER

5.5

• HYPER LONG TAPER

7.0

CORTE DA AGULHA UNIT: mm


7.0 5.5 3.5 2.5 2.0 1.5 0


Agulhas circulares, são recomendados para delineados de cores, sombreamento, preenchimento de pequenas áreas e efeito pixel.





BUGPIN MAGNUM FOR SHADER **M**





0807M (0.25mm)



0809M (0.25mm)



0811M (0.25mm)



0813M (0.25mm)


0815M (0.25mm)


0817M (0.25mm)


0819M (0.25mm)


0823M (0.25mm)


0827M (0.25mm)

• STANDARD TAPER

1.5

• LONG TAPER

2.0

• DOUBLE LONG TAPER

2.5

• EXTRA LONG TAPER

3.5


• SUPER LONG TAPER

5.5

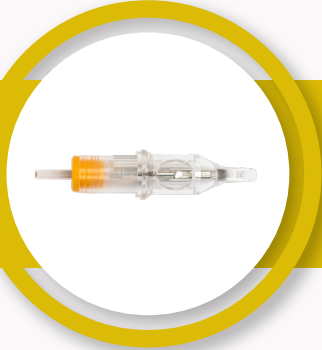
• HYPER LONG TAPER

7.0

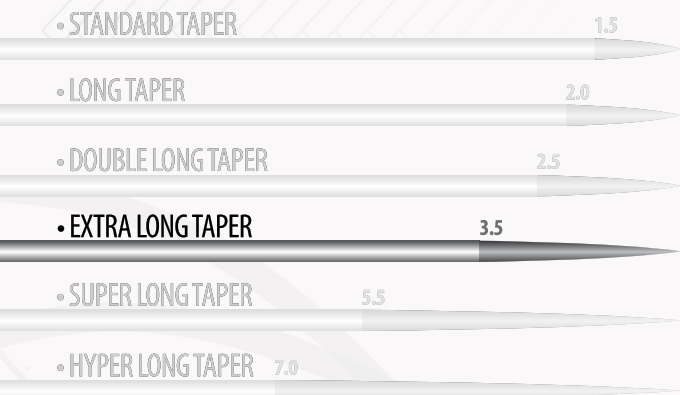
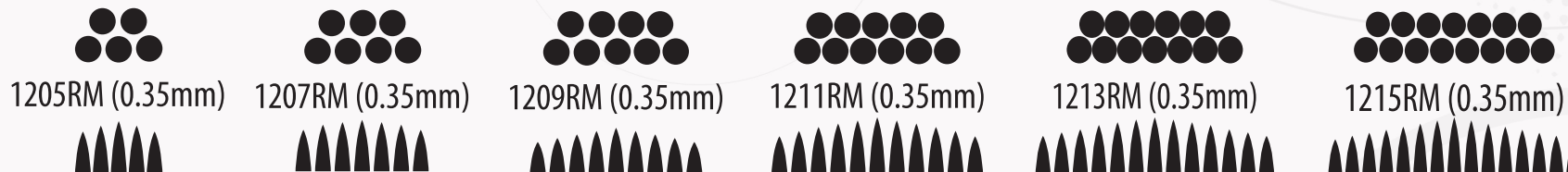
CORTE DA AGULHA UNIT: mm



Agulhas circulares, são recomendados para delineados de cores, sombreamento e efeito pixel.

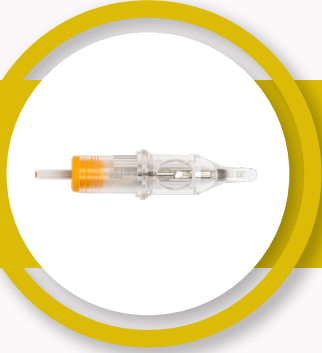


CURVED MAGNUM FOR SHADER **RM**



Agulhas curvas, são recomendadas para sombreamento, preenchimento e efeito de bordas infinitas.





CURVED MAGNUM FOR SHADER MEDIUM TAPER

RM-M



1207RM-M (0.35mm)



1209RM-M (0.35mm)



1211RM-M (0.35mm)



1213RM-M (0.35mm)



• STANDARD TAPER

1.5

• LONG TAPER

2.0

• DOUBLE LONG TAPER

2.5

• EXTRA LONG TAPER

3.5

• SUPER LONG TAPER

5.5

• HYPER LONG TAPER

7.0

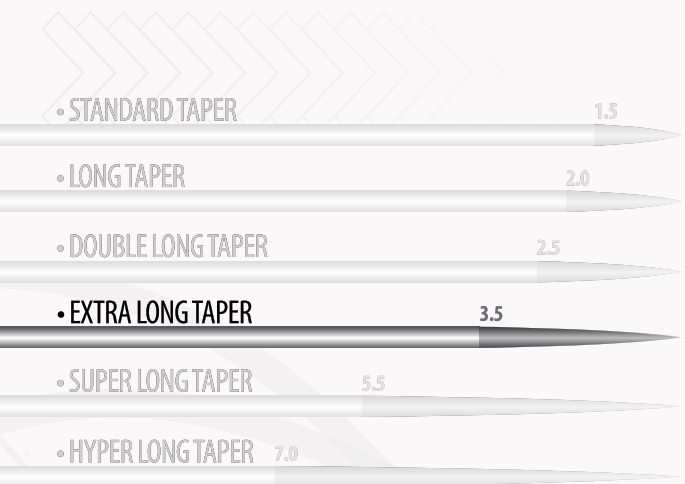
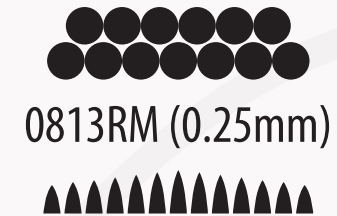
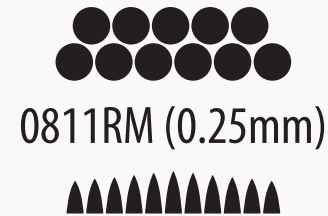
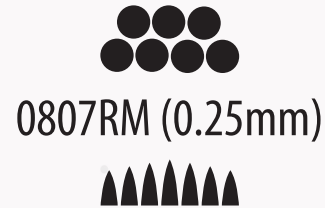
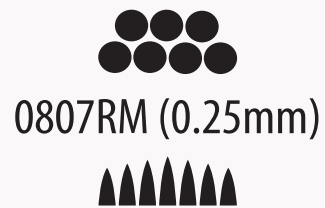
CORTE DA AGULHA UNIT: mm

7.0 5.5 3.5 2.5 2.0 1.5 0

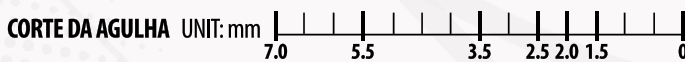
Agulhas curvas, são recomendadas para sombreamento, preenchimento e efeito de bordas infinitas.



BUGPIN CURVED MAGNUM FOR SHADE **RM**



Agulhas curvas, são recomendadas para sombreamento e efeito de bordas infinitas.





BUGPIN ROUND TIGHT LINER **RLT**



0805RLT (0.25mm)



0807RLT (0.25mm)



0809RLT (0.25mm)



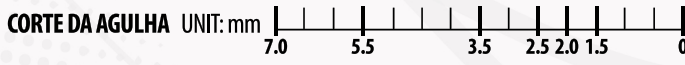
0811RLT (0.25mm)



0814RLT (0.25mm)



0818RLT (0.25mm)



Agulhas circulares e planas, são recomendados para linhas finas e espessas, efeito pixel e traços mais definidos.



ROUND SUPER TIGHT LINERS **RLT**



1201RLT (0.35mm)



1203RLT (0.35mm)



1205RLT (0.35mm)



1207RLT (0.35mm)



1209RLT (0.35mm)



1211RLT (0.35mm)



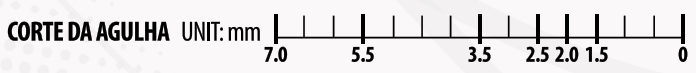
1214RLT (0.35mm)



1218RLT (0.35mm)



Agulhas circulares e planas, são recomendados para linhas finas e espessas, efeito pixel e traços mais definidos.





ROUND REGULAR TIGHT LINERS **RL**



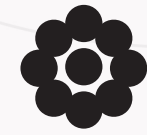
1003RL (0.30mm)



1005RL (0.30mm)



1007RL (0.30mm)



1009RL (0.30mm)



1011RL (0.30mm)



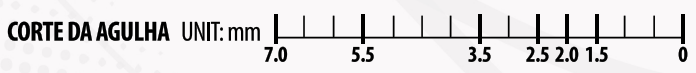
1014RL (0.30mm)



1018RL (0.30mm)



Agulhas circulares e planas, são recomendados para linhas finas e espessas, efeito pixel e traços mais definidos.



IRON WORKS

www.ironworksbrasil.com.br

Fabricado por:
Iron Works Brasil Eireli
Rua Martim Francisco - 518 - Vila Buarque
São Paulo - SP - CEP: 01226-000
CNPJ: 10.223.629/0001-54
Indústria Brasileira